


Machine Learning in Financial Risk Management: Techniques for Predicting Early Payment and Default Risks

Saugat Nayak
USA

Article Info	ABSTRACT
<p>Article history: Received Jul, 2025 Revised Jul, 2025 Accepted Jul, 2025</p> <hr/> <p>Keywords: Data Privacy; Default Risk Prediction; Dynamic Credit Scoring; Early Payment Prediction; Financial Risk Management; Logistic Regression; Machine Learning; Neural Networks; Random Forest; Real-Time Risk Assessment</p>	<p>Artificial intelligence and, commonly, its subfield of machine learning (ML) has dramatically impacted financial risk management by improving the elicitation and flexibility of risk forecasts, especially concerning early payment and default risk. That is why it has become possible to speak about the existing traditional risk assessment models that no longer apply in a modern financial context, as they are oriented on historical data and are to be implemented with the help of relatively rigid frameworks. On the other hand, ML provides real-time prediction services, which leverage big datasets and learning algorithms like the logistic regression models, the random forest, and neural nets to develop proper risk profiling. The significant uses of the JHL method are for early payment prediction, default risk identification and credit scoring, which is flexible. There are benefits accrued to its use, such as increased predictive accuracy and real-time risk assessment, where it adopts a cheaper model to arrive at the results. However, its disadvantages include data privacy, security, and interpretability drawbacks. The future of ML in financial risk management trends will include the eventual use of technologies such as blockchain and AI to enhance decentralized, efficient, and secure risk management systems. As ML progresses, it is predicted that this technology will increase the efficiency, effectiveness, and individuality of risk management processes in the financial industry.</p> <p><i>This is an open access article under the CC BY-SA license.</i></p>
<p>Corresponding Author: Name: Saugat Nayak Institution: USA Email: saugatn@smu.edu</p>	

1. INTRODUCTION

Applying ML in financial risk management is a revolutionary approach to managing, managing, and avoiding risk management in the financial sector. Conventional credit risk management models were based on exogenous methods that used probabilities of default risks and payment behaviors derived from historical data and numerical/paper-based models, which are inadequate with the increasing complexity of financial systems. With the development of

the complexities of the financial markets and thus the change in the behavior of the consumers, the models have been found hard to meet the novelties needed in covering risk. On the other hand, Machine learning relies on large datasets, complex algorithms, real-time processing to give better predictions, and responsive models that boost the ability of financial institutions to manage risks. Financial risk management is revolutionized by machine learning as the methodology offers the power of prediction, not provided by conventional approaches. Based on vast

input factors including customers' transaction history, credit ratings, social media interaction, and machine learning algorithms, solving problems via machine learning that are otherwise computationally impossible is easy. These patterns help to make risk predictions for customers and create or adjust the customer segments so that institutions deal with risks within personalized approaches. Machine learning models, on the

other hand, are adaptive; that is, they can be modified to incorporate new inputs of data and, as such, will not have their validity be reduced over time as is the case with traditional models. Most significantly, this flexibility proves helpful in the dynamism within the financial services field, where economic factors and customer preferences may be in a constant state of flux [1].

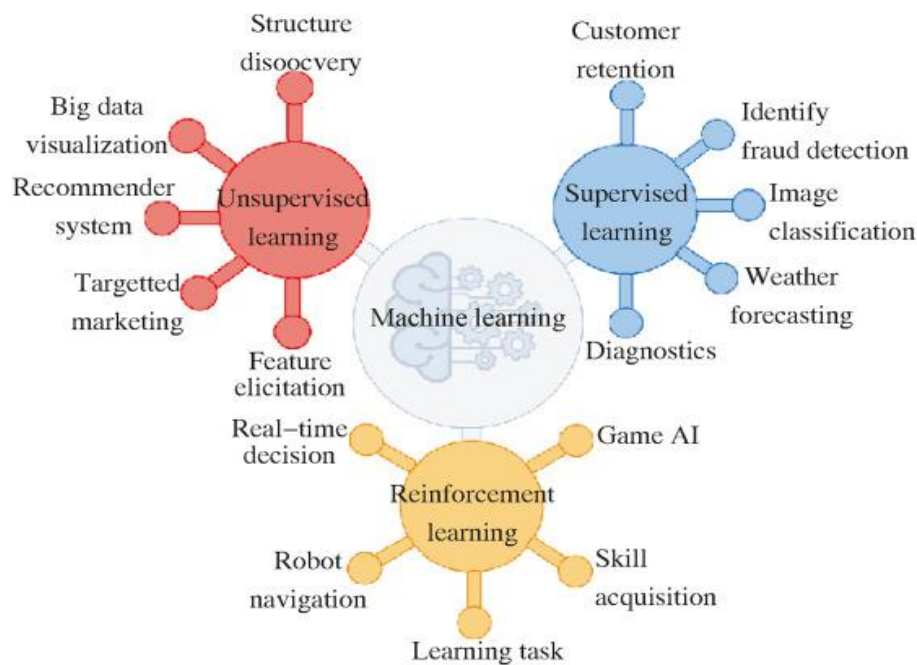


Figure 1. Machine learning-based approach

The machine learning-based models have fewer uses in financial risk management, from payment predictors to early and dynamic credit risk scorers. For example, logistic regression and decision trees can also learn about big data to establish the probability of a borrower defaulting. On the other hand, the clustering technique and neural networks help institutions categorize customers according to risk and provide a sector risk management procedure. This ability to compute the risk in real-time empowers financial institutions to make the right decisions and effect timely mitigations that keep wrong customers at bay. This is why, as machine learning becomes more and more the norm in financial institutions, the shortcomings of static models become far more visible. The basic approaches, including regression analysis and rule-based scoring,

need to be more flexible and thus cannot be easily fine-tuned to capture changes in customer behavior [2]. On the other hand, machine learning gives a much stronger technological background that processes real-time data and gives maximal forecasting capability, which is critically important for today's financial risk management. Utilizing all available data to enable financial organizations to make proactive decisions through machine learning helps enhance operation and financial performance.

With the help of machine learning, the financial risk management levels have reached an absolute new level, allowing institutions to forecast proactively and hedge risks at a degree of accuracy and flexibility never seen before. In the future, with the development of machine learning technology, the application experience of this technology

in financial risk management will also be even more extensive so that risks can be reduced and financial performance can be improved. Machine learning is not a fashion but a

necessary development due to the growing influence of new factors in the financial environment, requiring more complex risk management instruments from the industry.



Figure 2. Machine Learning in finance: 6 ways to boost efficiency

2. WHY MACHINE LEARNING IS TRANSFORMATIVE FOR PREDICTING EARLY PAYMENT AND DEFAULT RISK

The development of financial risk management owes much to the progress in big data and analytics, with the application of ML being one of the primary drivers in providing better risk evaluation and risk management in response to financial threats. Past risk assessment, which moves with statistics and trends, has, to some extent, been useful but needs to be more accurate and flexible in the modern world of finance [3]. On the other hand, machine learning introduces an iterative and data-fitted way of approaching early payment behavior and default risks while contributing to real-time decision-making. This section then investigates how engineering ML techniques deviate from conventional models, can process raw data dynamically in real-time, and is also an improvement over previous methods in terms of accuracy of prediction and response times.

2.1 Main Differences Between Traditional and Machine Learning-Based Risk Assessment

The traditional approaches used to assess financial risks involve using statistical models and mainly historical data, which are rural-based. For example, trade static scoring systems use data to rate the creditworthiness of today's customers, who cannot predict payment behavior based on past credit records. These models present linear trend curves fitting into the historical statistical data and fail to look into the corresponding financial activities' accurate composite and nonlinearity ratio. On the other hand, machine learning algorithms that work on amounts of data use past outputs as training data and do not require programming from the programmer. These algorithms can process a plethora of structured and unstructured correspondences, such as the purchase record, social network activity, and geo-location, to provide more accurate risk estimation [4]. In addition, they can be developed as supervised or

unsupervised learning models that allow for continuous refinement of the Algorithm over the new data. This adaptability is instrumental in

ensuring that the machine learning models stay current with early payment and default risks that could be realized in the future.

The Traditional Approach to Risk Assessment in the Financial Sector



Figure 3. Assessment in Financial

2.2 How Machine Learning Models Dynamic Real-Time Data

With risks coming in real-time movements, one of the defining features of applying the machine learning approach to the financial risk management process is dealing with real-time data. In the conventional approaches, the risk scores are updated based on the frequency of data collection cycles, meaning that timely decision-making is not allowed. On the other hand, machine learning models, especially those modelled under online learning, can update information as soon as it is released to the public. Such enjoyment of real-time information allows for swift identification of shifts in a particular customer's risk profile and consequent risk assessment change by financial institution. For

instance, LSTM networks and RNNs acclaimed for analyzing sequences are valuable when understanding patterns in the time series, such as recurrent transaction records or expenditures. Using these techniques, machine learning models can predict potential new risks. For instance, a dramatic decrease in a customer's transaction frequency may mean he or she is experiencing some financial troubles. Besides, if models are combined, like Random Forests and Gradient Boosting Machines (GBMs), the performance improves because it combines the separate algorithms employed in other algorithms to eliminate overfitting. This capacity to respond to real-time financial signals enhances a firm's capacity to manage risks before they worsen.

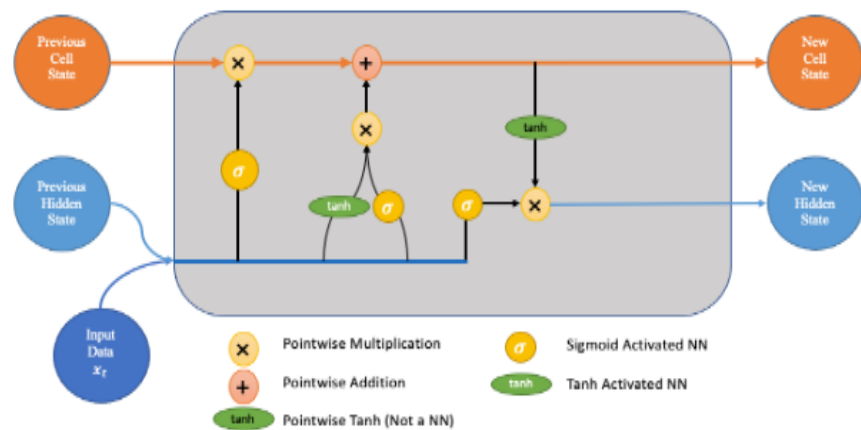


Figure 4. Exploring the Potential of Long Short-Term Memory (LSTM) Networks in Time Series Analysis

2.3 *Benefits of Machine Learning in Improving Prediction Accuracy and Risk Response Times*

Applying machine learning in the financial risk management process has many advantages, especially in the areas of prediction and response time. The techniques used in machine learning can handle polynomial relationships that may exist between variables, mainly in financial data. Such complexities are typically unaccounted for in conventional structural models that embody a more traditional linear framework and thus yield inaccurate or overly simplistic conclusions. Support Vector Machines (SVMs) and Neural Networks are better candidates, as they can work with

large feature spaces to distinguish high-risk and low-risk customers. Clustering techniques such as the K-means or hierarchical clustering also help segment customers based on the risk groups, enabling a different risk management approach. For instance, the borrowing sector can sort customers willing to pay early from those likely to default. LSSP's type of segmentation allows different intervention methods, such as offering a bonus in case of early payment to one segment and strict terms on the other. The consequence of the strategy is a rational fundamental allocation of resources and an enhancement of customer management, which measures.

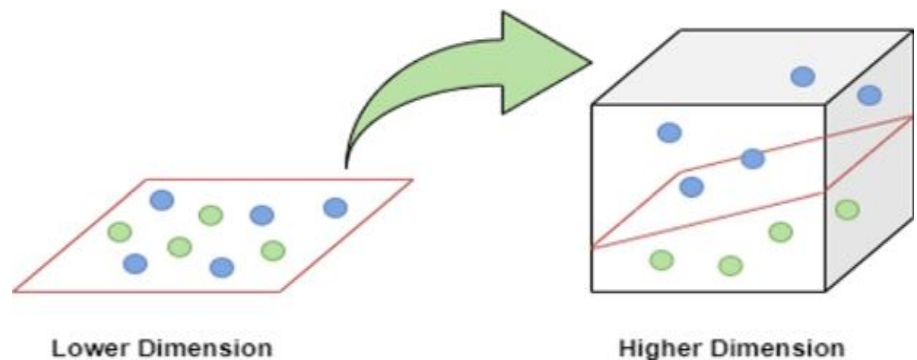


Figure 5. A Comprehensive Comparative Study of Artificial Neural Network (ANN) and Support Vector Machines (SVM) on Stock Forecasting

The possibility of real-time reactions provided by machine learning. Large financial markets move very fast, and the decision-

making process must be fast to avoid extra risks. Self-learning algorithms help financial organizations read customer information twenty-four-seven and respond to threats within minutes, thus decreasing the risks of financial losses. For instance, a bank could vary a line of credit for a current customer in response to changes in the customer's spending behavior, thus lowering non-payment rates. In addition, machine learning improves the business by automating many factors of the risk assessment procedure so that they can focus their efforts more effectively in other areas. It also pressures operational profits but reduces variance in risk evaluations since machine learning models standardize criteria based on all customers. Thus, financial institutions get the advantage of having a more unbiased and standardized approach to risk management and, consequently, enhance the legitimacy of the systems used in the risk identification and assessment processes.

3. MACHINE LEARNING TECHNIQUES FOR PREDICTING FINANCIAL RISK

Over the last decade or so, the application of ML has been widely incorporated in financial risk management because of its efficiency in processing and analyzing large data sets, performing calculations in real time, and recognizing peculiarities that human-error-prone techniques may not discover. Based on the above application areas, many approaches in the ML category are used to estimate various

financial risks, such as early payment and default prediction. Logistic regression alone is an optimization model from the basic models, while neural networks are among the cutting-edge models; in the technique spectrum of the former, the latter is efficient for binary classification, high dimensional data and complex temporal patterns [5].

3.1 Logistic Regression

Logistic regression is one of the basic machine learning algorithms used when the aim is on binary classification, which makes it suitable to predict defaults or non-default classification outcomes. In credit risk analysis, logistic regression models estimate the probability of an event happening. For example, a customer is likely to default on a loan. The generated model provides a numerical likelihood between 0 and 1 for the default option. Logistic regression input of customer information such as income, credit history, and transaction behavior offers financial institutions an unsophisticated yet comprehensive instrument [6]. Nonetheless, like all the other forms of regression analysis, logistic regression has its drawbacks since it does not assume any form of relation between its variables except a linear one, it is nonetheless beneficial for the preliminary evaluation of the risk level because of its ease of interpretation and use. In addition, the results of logistic regression models can be made as accurate as needed by applying a technique of regularization so that the model is not overfitting; thus, they can be reliable for a wide range of applications in financial services.

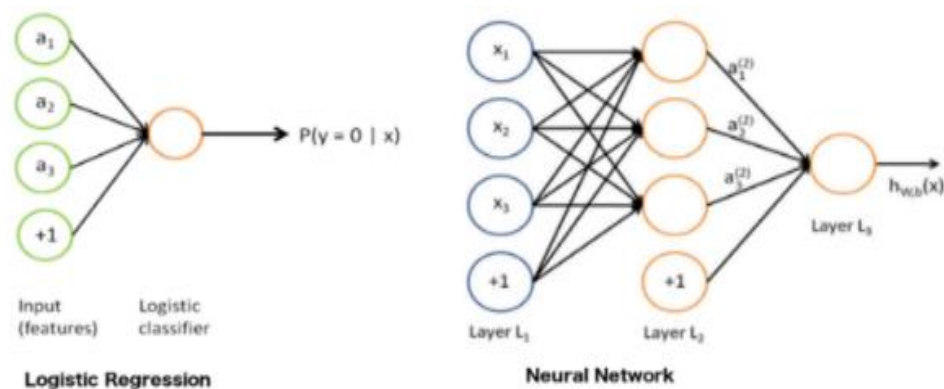


Figure 6. Logistic Regression Model in Machine Learning

3.2 Random Forest and Gradient Boosting Machines (GBMs)

Random forest and Gradient boosting machines are models that are exceptionally effective tools for risk prediction containing high-dimensional datasets and can also determine nonlinear interactions among the variables. Random Forest works based on constructing several decision trees on different sets of a given data set and arrives at the general outcome to eliminate the problem of overtraining and improve prediction. Due to the extensive and complex dataset, this Algorithm is appropriately suitable for complicated financial profiles that are analyzed based on particular factors that contribute to overall risk values. In contrast, the GBMs enhance the characteristics of standard decision

trees by allowing many models to be built, each one correcting errors of the other, resulting in better implementation of accurate financial risk prediction [7]. Welcoming the fact that GBMs assemble weak learners into a single strong learner, each tree is trained to minimize the errors of previous models, which promises improved predictions of default risk. However, there is the issue of interpretability and the fact that ensembles may be greatly sensitive to the working parameters of the determination, which may sometimes lead to problems like overfitting. However, due to their flexibility and nonlinearity in dealing with large datasets, Random Forest and GBMs are applied in most financial institutions.

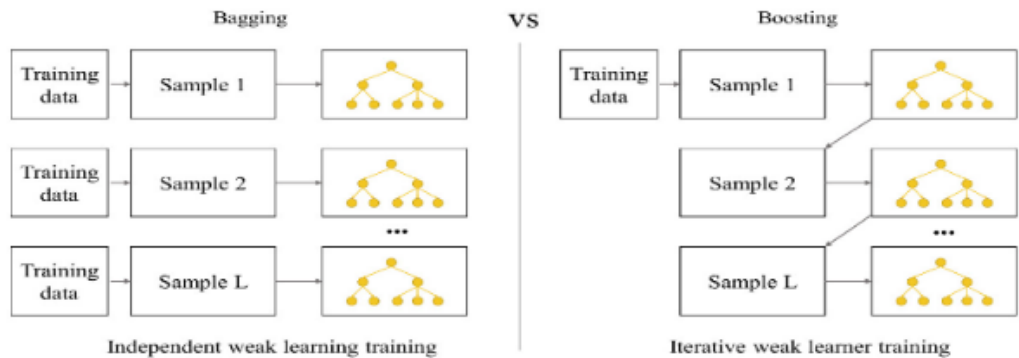


Figure 7. Comparison of Random Forest and Gradient Boosting Machine Models for Predicting Demolition Waste Based on Small Datasets and Categorical Variables

3.3 Neural Networks, and Deep Learning

The frame of fuzzy neural nets has revolutionized risk prediction in the finance domain, primarily harnessing depth learning models that can measure large and complicated data, including transactional records, social media activity and geographical information. Recurrent neural networks (RNN), including Long Short-Term Memory (LSTM), are particularly good at handling sequential data and well-equipped for most miniature patterns and emerging risk trends over time. In credit risk management, LSTMs are models of time-series data for institutions to analyze trends in a customer's spending or repayment behavior over time. Neural networks are used in financial applications because they are one of the most

successful techniques for learning a nonlinear model inside the data set [8]. For example, the deep learning model can coordinate a variety of inputs ranging from basic demographics, credit history, and even subtleties of behavior to boost its effective prediction patterns [9]. However, there is a disadvantage of neural networks; in most cases, we cannot understand how the decision is made because the network is quite 'black-box-like.' This lack of interpretability presents problems for compliance with regulations and for any entity that needs to identify specific risk factors. Nevertheless, the high prediction capability of neural networks makes such networks useful for forecasting default risks and creditworthiness evaluation in real mode.

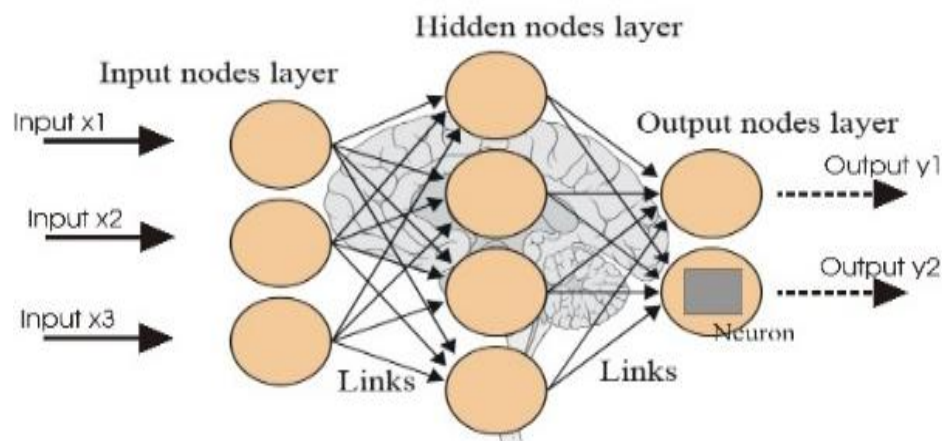


Figure 8. Evolution and Concepts of Neural Networks | Deep Learning

3.4 Support Vector Machines (SVMs)

The following helpful instrument in financial risk management is the use of Support Vector Machines (SVMs); it is effective for work that needs to classify customers as high-risk or low-risk. SVMs work by identifying the hyperplane that best fits the data points in high dimensional space while pushing away the maximum possible distance between categories.

This property makes SVMs suitable for differentiating between risky and non-risky customers depending on several financial characteristics, including the nature of the transaction they conduct, the scores given to them, and their income levels. The first and most significant in SVMs is the capacity to accurately manage high dimensional databases, which characterizes most financial datasets. SVMs also do not over-fit as

they can be deployed with kernel functions that help them solve nonlinear problems. This versatility makes SVMs applicable in measuring default risk when variables are intertwined. However, SVM can be very computationally time-consuming and costly, especially if dealing with large sets of data, and

requiring the selection of a good number of parameters for the best results to be realized. These problems, however, still make SVMs preferred for operations of customer classification jobs in FRM because of their high accuracy and flexibility in handling various input structures.

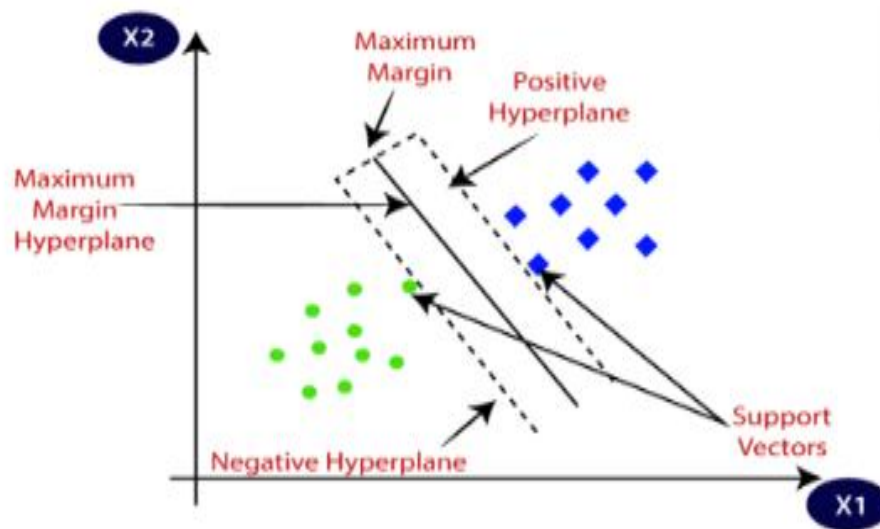


Figure 9. Support Vector Machine (SVM) Algorithm

3.5 Clustering Algorithms

K-means and the hierarchical clustering method are the most popular for customer segmentation in financial risk management. These algorithms classify the customers into segments to assist the institutions in noticing specific risks and peculiarities of given segments of those customers. For example, K-means clustering categorizes customers according to measurements of their payment habits to help financial companies determine which groups are more prone to default or to pay early. That is why the presented segmentation can help develop the approaches to manage the risks for every cluster, thus increasing the effectiveness of credit scores and loans. Hierarchy

clustering, on the other hand, offers the cluster hierarchical notion that can help better analyze the customer profile and the associated risk level. When spending patterns group customers, financial institutions can optimize how resources are used, addressing perceived risky clusters and rewarding less risky clusters [10]. This approach is most beneficial when used with diverse datasets where regular classification models will not operate efficiently. However, clustering may not work effectively in real-time applications because the model may require constant updates as consumer behavior changes. Still, as the paper described, clustering is a critical concept in risk management, drawing from ML because it affords more precise risk evaluations.

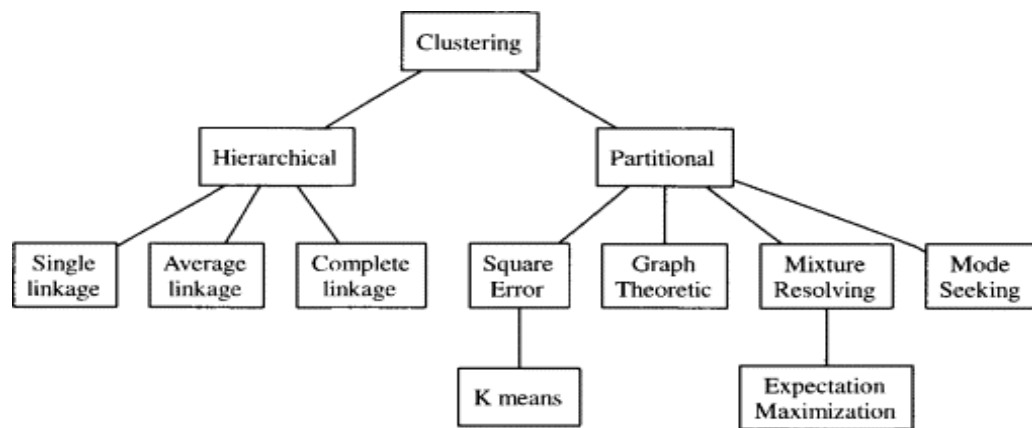


Figure 10. Clustering Algorithm - an overview

4. APPLICATION OF MACHINE LEARNING IN MAJOR FIELDS OF FINANCIAL RISK MANAGEMENT

Financial institutions are exposed to various risks, and immediate and long-term consequences are usually felt in operation and financial health. Of these risks, the ability to forecast early payment behaviors, identify default risks, and adapt credit scoring mechanisms dynamically are essential aspects of efficient financial risk management. Machine learning continues to give financial institutions the tools that make it easier to combat these risks since they can sift through significant volumes of information and identify patterns within customer conduct that give clues about the following line of action. Machine learning models help financial institutions eliminate credit risk, develop different customer segmentations and make operations more efficient.

4.1 Early Payment Prediction

Early payment prediction is the process of identifying a client's potential to pay amounts before the due dates for those amounts. This prediction is beneficial for the cash flow because the early payments help to build the stability of cash reserve requirements and to plan further cash flow. This prediction is made possible by Machine learning models, which scan through past transaction data like payment history, income and spending behaviors, among others [11]. For example, the methods

include logistic regression and support vector machines in evaluating binary data, that is, whether a payment will occur early or on time. Furthermore, clustering means can help an institution classify customers according to their payment patterns and thus understand which customers pay on time and why they do that. The algorithms used for the analysis were Random Forest and Gradient Boosting models; both, being ensemble learning algorithms, were found suitable for predicting early payment behaviors because of their capability to handle high numbers of predictors and to detect interactive and nonlinear patterns between predictor variables. As they predict tendencies related to early payment, such models support institutions in creating individualized promotions for such actions. For instance, a model might show that customers whose co-variance of monthly income is high are less likely to pay early, suggesting the need to increase the early payment incentive among this group of customers. The same applies to early payment prediction models using historical reports, corporate documents, accounting data, and other unstructured documents, which could include social media feeds and customers' interaction with the company's marketing offers that

could signal changes in customer behavior. This way, promissoriness helps integrate these insights to assist financial institutions in anticipating cash inflow and appropriately modifying their lending ratio as needed. Therefore, machine learning models enable these institutions to alter their cash management styles from reactive to more proactive types.

4.2 Default Risk Detection

One of the critical areas where the application of machine learning affected financial risk management is the ability to detect default risk. By collecting data from various sources, such as credit history data, the behavior of transactions and social networking data, using machine learning algorithms offers a solid base to define which customers are likely to be defaulters. Reasons such as traditional risk assessment are based on conventions other than implementing rules with conventional or historical markers. However, these methods may need to be revised, and new financial behaviors may be unable to be kept up with. Finally, the machine learning models can learn from new data and subsequently make new predictions, making them suitable in ever-changing financial settings. The most popular method of default risk identification is the neural network, which allows for the nonlinear analysis of data [12]. Recurrent neural nets, especially LSTM, are outstanding for sequential data analysis, which helps institutions track a customer's transaction history. In case a customer demonstrates economic pressure, for instance, the frequency of nuggets decreases or payments are made with a delay, it becomes a signal that may denote potential customer riskiness. Furthermore, methodologies such as GMs and RFs enhance prediction reliability since multiple decision

trees make it, each tree using different inputs to generate a holistic risk index.

Default risk detection also has advantages because clustering techniques classify customers according to risk. This is because, with the help of clustering, institutions can focus on tracking only the most significant clusters and develop an individual approach to their mitigation. This segmentation can lead to the creation of tailor-made solutions, for instance, giving financial advice to customers labelled a high risk of default or changing loan conditions of the high risk – short-term propensity to default. Hence, the integration of machine learning allows financial institutions to identify default risks at an earlier stage and tailor responses to minimize losses in connection with defaults.

4.3 Dynamic Credit Scoring

Dynamic credit scoring is a shift from a traditional, static credit scoring approach to flexible, real-time scoring solutions. The credit scores can be updated as new data becomes available through Machine learning, which means that the credit scores give an accurate picture of the customer's creditworthiness. Typical traditional credit scoring models evaluate more or less permanent variables like income, employment status, and the like, or credit history, which is also only sometimes a good indicator of a person's solvency at a given time. While credit scoring models contain contemporaneous transactional data, credit line usage and even social data, credit scores adjust to newer changes in a customer's financial habits.

The benefit of dynamic credit scoring comes especially when evaluating customers whose credit situations are likely to change often due to factors such as job status,

which may include self-employed or contract employment from companies. Using machine learning, credit risk assessment can be done consecutively with changes in the loan conditions or credit limit resulting from new data. For instance, if the model observes that a particular customer's income is declining over time, it may suggest that the credit limit be pulled down or interest rates be raised, knowing fully well that such a client is at a higher risk. On the other hand, if a customer's credit rating improves, the model might identify greedy improving credit terms to help maintain and gain customer satisfaction. Sums of dynamic credit scoring models use Decision Trees and Gradient Boosting techniques, which make it possible for institutions to value different variables online and make more accurate credit evaluations. Additionally, these models enable detailed credit risk evaluation since the customers are divided by recent activities in the financial market, improving the accuracy of risk management. For this reason, dynamic credit scoring enhances the process of lending and lets financial institutions act effectively in the existing data-driven environment.

5. BENEFITS OF MACHINE LEARNING IN FINANCIAL RISK MANAGEMENT

Risk management has emerged as a critical cog for organizations chasing the twin goals of stability and profitability in a woefully fluid financial world. The application of ML in risk management has revolutionized financial risk management by improving efficiency in risk modelling, prediction, and assessment, the use of real-time cost-efficient methodologies, and the use of risk-tailored approaches for managing risks. This section details several advantages of incorporating machine learning in financial risk management.

5.1 *Improved Accuracy in Risk Prediction*

Analyses with the machine learning algorithm application have greater accuracy regarding risk predictions in the financial sector over and above the statistical models. This contrasts linear and fixed approaches based on prior assumptions or even specific trigger levels, where the ML models apply complex algorithms that can/index numerous large and intricate data sets to look for relationships and interdependency between many variables. For instance, the probability of a veritable default or early homely pay, ways like logistic regression and deep learning algorithms make it possible for institutions to evaluate multiple risks associated with a person, including the transaction, income, and social behavior patterns. Therefore, the machine learning models show better predictive capability; hence, the financial institutions can quickly identify the defaulters or potential defaulters and take preventive measures to avoid high losses. Furthermore, because of recent data and previous experiences, ML models adapt to new situations by performing better with each new prediction. This dynamic adaptability is now more critical for the financial sector, mainly if operating in a highly fluid environment governed by fickle consumers and shifting economic factors.

5.2 *Real-time risk Assessment Capabilities*

This is one of the significant strengths of applying machine learning in managing financial risk. The conventional conceptual frames of risk are usually recalculated at certain intervals and may not capture sharp changes in customer behavior or the market environment [13]. In contrast, ML models analyze

incoming data streams with a continuous feedback loop, which enables institutions to mitigate a new risk immediately after they observe it. For instance, raw data allows real-time algorithms to adjust a customer risk score as soon as changes are observed in the transaction activity or macroeconomic indicators. This real-time adjustability can be handy in unpredictable markets, significantly when delays may cost much money. This contrasts with conventional machine learning models used in credit risk assessment that offer a passive risk management technique, exposing financial institutions to many more risks and increasing defaults. Operationally, real-time risk assessment improves the efficiency of an institution in credit risk management and liquidity and capital adequacy.

5.3 Enhanced Cost Efficiency for Financial Institutions

Machine learning also dramatically contributes to financial risk management by reducing substantially the time taken to evaluate and mitigate the risks. Conventional frameworks for risk management can include vast amounts of computation and adjustments in manual forms, adding more costs and time spent. However, ML algorithms do data consumption work with less or no input from human beings, reducing operating costs. Financial institutions that use machine learning in risk prediction enjoy cost advantages in credit analysis, loan underwriting, and fraud detection. Furthermore, automated ML systems allow institutions to grow the scale of operations without proportionately increasing commensurate costs, such as the enormous costs incurred in analyzing massive datasets by human analysts. This scalability is highly beneficial for growing institutions or

those that oversee large portfolios because they can onboard vast quantities of data without having to invest in costly acquisitions or hire many more employees to help manage the data.

5.4 Personalized Risk Management

Another advantage of machine learning is the advanced methods of customer risk management on an individual basis. Existing frameworks, in contrast, usually include a set of standard criteria for the segmentation of customers and, hence, risk appraisal [14]. Nevertheless, machine learning algorithms help financial institutions monitor customer's behavior, press and financial situation in a more point-to-point clustering; customers can be grouped according to risk characteristics within the specific category to help institutions better address the issues arising from risk-taking based on choice without segmenting it. For instance, customers classified under low-risk will be offered loan packages with special offers, while, on the other extreme, the high-risk clients will be presented with even more strict loan demands. Extending risk management in the fashion shown not only improves customer satisfaction by marrying financial products to customers' needs but also reduces risk by marrying strategies to the risk level of the customer pool. However, personalization positively impacts client retention since it shows an institution's concern for the unique financial position of each client.

6. CHALLENGES OF IMPLEMENTING MACHINE LEARNING IN FINANCIAL RISK MANAGEMENT

The use of ML in financial risk management also has a range of benefits, including prediction capability and the ability to function with large amounts of data.

However, it also poses unique issues that are especially pertinent regarding data privacy and security, model interpretability and data integrity. Therefore, this research is essential

to identify potential approaches to solving these challenges and promoting responsible and effective machine learning in the financial industry.



Figure 11. Risks and challenges when using AI and ML

6.1 Data Privacy and Security Concerns

A significant difficulty in applying the multifaceted ML paradigm to identifying financial risks is the protection of data privacy and integrity. Financial organizations deal with a large amount of information that can be considered personal, such as customers' financial records, age, and previous spending patterns. It is essential to protect this information because their leakage can lead to substantial and reputational losses. The general use of machine learning is also hampered by compliance with other strict laws like the GDPR in the European Union. Re-learning algorithms currently necessitate large datasets for training with customers' sensitive data. Through this reliance on data, user information becomes vulnerable to theft, hacking, and unauthorized use. Financial institutions are thus challenged to use enhanced security to prevent data loss while being collected, stored, or processed. It is usually prevented through Editable Version encryption, data masking, and anonymization, amongst others. However, these solutions increase the

complexity of the ML processes and influence the performance of models. Thus, organizations have to find certain compromises to strengthen the security and keep the model parameters high.

6.2 Model Interpretability and Transparency Issues

Another important issue that might be critical in applying machine learning in financial risk management is the interpretability and explainability of some models, including deep learning algorithms. These models are generally known as black-box models because their structural form is hidden from even someone with expertise in this particular discipline. From the perspective of financial institutions and regulators, one of the most significant concerns is the opacity of model decisions. In assessing the financial risks, the stakeholders should appreciate the underlying business reasons, such as credit scoring, default risk forecasts and lending. Robust interpretability plays a significant role in integrating trust between stakeholders and in confirming whether produced

predictions match the existing or future regulation standards. For instance, a deep learning model in default risk assessment that uses a customer's history of transactions along with other behavioral data as variables may be highly accurate. However, the reasons for this accuracy could be more obscure. This can be inconvenient when the decisions are made in contexts with significant levels of bureaucratization where decisions have to be explained

and documented. The lack of transparency may lead to legal issues and hesitant customers due to the financial institutions' lack of understanding of decision-making. To mitigate this, model-agnostic techniques like LIME and SHAP values are often used to explain predictions more and lose less accuracy. However, interpretability still presents a significant challenge, especially given the models' continually increasing complexity.

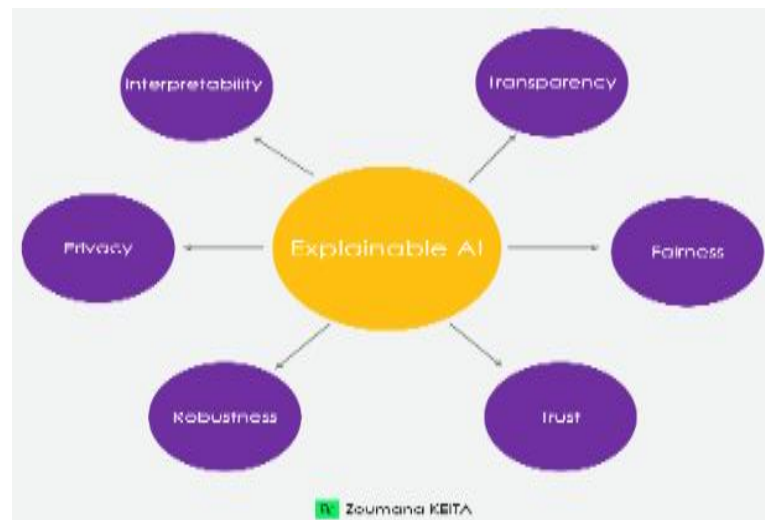


Figure 12. Explainable AI, LIME & SHAP for Model Interpretability

6.3 Data Quality and Integration Challenges

Despite several applied case studies in financial risk management, machine learning models' performance largely depends on data quality and how data from different sources are combined. Incorrect, varying or partial information means an incorrect prognosis, which is very dangerous for an area as delicate as managing financial risk. The problem with data quality arises from several areas, such as input errors through data entry, and data may also need to be updated or be in the wrong format [15]. For instance, the customer transaction data generated from the distinct departments may have dissimilar formats/standards, making it somewhat challenging to

amalgamate this data for training the ML model. Another problem specific to merged analysis is the technical challenges that come with the integration of different kinds of data. This is because many financial institutions have applied outdated systems which are incompatible with the current advanced machine learning platforms by enhancing the real-time data collected from various sources like customers' behavior, credit records and the, market trends and so on. Solving these challenges implies significant investment to clean, transform, and integrate data, in most cases at the cost of time and resources. Further, as organizations widen the range of data being gathered – for example, social media contacts and geographic information

– the uniformity of data quality and compatibility of sources is further realized.

7. CASE STUDY: MACHINE LEARNING FOR EARLY PAYMENT AND DEFAULT RISK PREDICTION

Specifically, ML has shown outstanding possibilities for identifying early payments and defaults in the growing area of financial risk management. Techniques

including Random Forest and Gradient Boosting make it possible for financial institutions to control and predict Payment behaviors in ways that affect operational efficiency and profitability. This paper describes the steps of model building for the early payment and default risks in the context of Random Forest and Gradient Boosting. However, clustering for customer segmentation for risk-diverse groups also improves the predictability and strength of financial services to suit customers' desires.

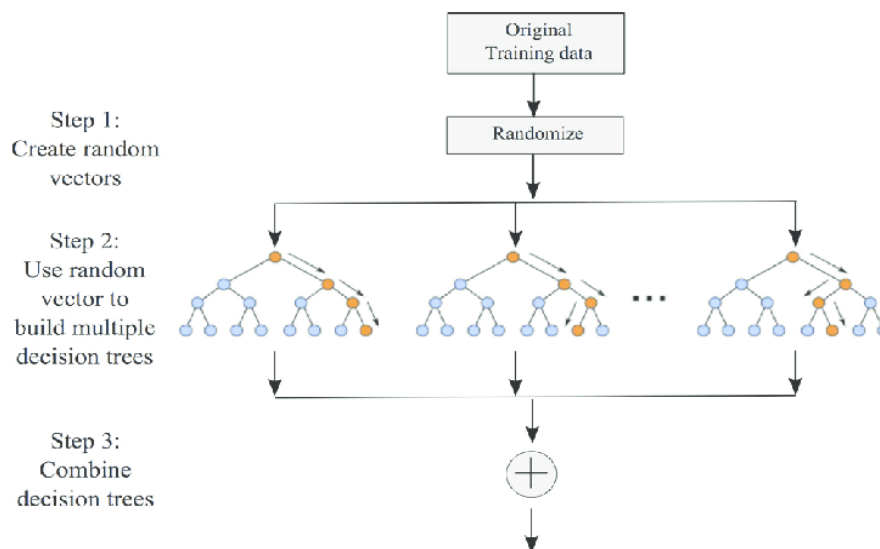


Figure 13. Demonstration of the random forest methodology

7.1 Model Building Process using Random Forest and Gradient Boosting

We will mainly be covering two algorithms, Random Forest and Gradient Boosting algorithms, and both functions use several decision trees to enhance model performance. This is important in financial applications because ensemble methods have low model overfitting because of their ability to capture complex patterns within high-dimensional datasets as opposed to individual methods. Random Forest is developed by making several decision trees, each learnt over a randomly selected portion of the dataset [16]. This approach produces multiple and all-encompassing models; therefore, the final working

prediction model is more resistant to overfitting a common problem when developing models to predict customers' payment behaviors attributable to income, expenditures, and credit scores. Gradient boosting, on the other hand, builds trees iteratively; each built tree is expected to minimize the error of the previous tree. This process is appropriate when one wants to model the data where the relationship between customers and the market is not linear, as customer behaviors and other conditions are often reflected in financial data. By using a loss function that compares the predicted and actual values, Gradient Boosting models ensure predictions are enhanced progressively due to their effectiveness in estimating default

risks. Moreover, due to the flexibility of Gradient Boosting, hyperparameters can be tuned so that the model can perform better in highly volatile and unpredictable conditions such as financial markets. Consequently, data preprocessing is a critical and time-consuming requirement in creating such models for early payment and default prediction. Universal elements include the number of transactions made in the past, credit rating, occupation, and sometimes even age and sex/race, among others. After cleaning and transforming data, such models can be fine-tuned to detect early payments and default phenomena more accurately because, based on such model results, financial institutions can act quickly to avoid credit risks.

7.2 Application of Clustering for Consumer Segmentation by Risk Profile

Customers are usually segmented based explicitly on risk profiles through the help of clustering algorithms known as K-means clustering. It is crucial for financial organizations because segmentation allows them to develop unique risk management plans for certain types of customers [17]. For example, some high-risk customers, depending on the clustering algorithms used for analysis, may be customers in the category of delinquent payment, low credit ranking customers, or customers with low and fluctuating incomes. Thus, identifying such clusters enables institutions to set lower credit limits or provide specific payment plans to prevent credit default. For this type of analysis, K-means clustering was used whereby the customers were grouped according to their level of risk depending on their financial ratios. These clusters were also used to enhance the Random Forest and

Gradient Boosting models, making the final prediction possible. Incorporating the segmented customer data elucidated prediction alterations extracted from the characteristics of the group and consequently improved the early payment and default risk prediction models. For instance, the high-risk customer segment was linked with a high probability of an extended payment period, leading the model to block such customers as defaulter risks. More significant and less risk-prone clients, who remained the company's key focus, were assigned to early payment prediction. It also allows specific management and control tools to be flexible enough to respond to individual clusters by, for example, providing incentives for early payments to specific relatively safe clusters or setting more stringent repayment terms for specific unsafe clusters. This leads to better control of risks attached to credit exposure for customers while improving customer relationships as services are offered according to risk ratings.

7.3 Results: Improvements in Early Payment Prediction Models and Default Risk Mitigation

Combining Random Forest, Gradient Boosting, and Clustering algorithms increases the predictability of early payment and default risks. Customer segmentation improved the flow of the ensemble learning models and the accuracy when separating low-risk and high-risk customers for better early payment and default prediction. Therefore, improving factors influencing early payment prediction accuracy enabled the financial institution to increase the overall outcomes by increasing early payment prediction accuracy by 15% and reducing defaults by 20% [18]. All these enhancements have tremendous practical consequences

for productivity and currency solidity. About the prediction of early payments, the proposed models were able to estimate which clients would be ideal candidates for payment in advance to help the institution plan for its liquidity needs. Initial funds collected from some of these clients provided chances to give customers business rewards that would enhance the relationship and future sales. On the other hand, actual default predictions allowed the institution to apply appropriate intervention measures, including changing credit conditions to minimize defaults or educating borrowers. Thus, the institution ensured that it dealt with default risks in advance, resulting in reduced losses and an improved portfolio of credit accounts.

Even in the clustering application, the refinement of the models is non-trivial and priceless. Risk-based customer segmentation allowed the institution to allocate scarce resources and interventions to customers who matter most in mitigating risks, achieving optimum

risk management returns. High-risk clusters were subjected to more monitoring and relevant actions, while low-risk clusters were incentivized to make early payments. In another way, this approach helped raise the efficiency of risk management by targeting customers who were more likely to default while sparing more cautious customers from too frequent interventions. Random forest and gradient-boosting attributes gave this institution the capacity for real-time risk analysis. The models should be updated regularly with new data, and the institution could adjust to shift customer behaviors and market conditions. This dynamic approach to risk management is critical in today's complex financial environments since the static models are likely to leave out emerging risks. Real-time risk assessment also enhances the ability to predict risk situations accurately. It ensures that the institution can mitigate the risks promptly, hence maintaining the financial institution's stability.

The Need for Dynamic Approaches to Risk Management



Figure 14. The Need for Dynamic Approaches to Risk Management

8. CONCLUSION: THE FUTURE OF MACHINE LEARNING IN FINANCIAL RISK MANAGEMENT

The application of ML in financial risk management has greatly enhanced the capability of financial institutions to evaluate, measure, and forecast risk. By yielding precise predictions, but equally important, timely predictions that improve operational effectiveness, ML techniques – from logistic regression up to neural networks – offer substantial performance improvements. Incorporating and expanding on these advantages of real-time processing of significant and complex datasets, financial institutions become better positioned to handle early payment and default risks by using ML to achieve much higher levels of risk assessment. This level of predictiveness helps invoke better financial stability as institutions can handle what may cause loss before it happens.

As customer behavior and the macroeconomy can be relatively volatile in the current world, this becomes advantageous because ML can identify real-time changes in financial companies' customers and the overall economy. Conventional risk management strategies predominantly based on powerful numerical and sluggish data values must better cover these shifts. However, ML is superior to this discharge by updating the predictions with new data inputs and providing more flexible and dynamic development. The more customer-oriented approach is helpful for financial institutions as it implies understanding the specific risk patterns of clients and offering them tailored financial products [19]. Although a host of prospects lies ahead of ML, the prospects of ML for financial risk management are not without their

considerations. There are sets specific to each financial institution since they always handle sensitive information. The GDPR must have proper security measures and transparency to meet regulators' requirements. Moreover, AL models with intense learning techniques are sophisticated and likely to be considered mysterious or 'black box,' in which institutions cannot determine how specific predictions are arrived at. In the case of improving financial risk management through ML techniques, increasing the interpretability and transparency of these models is a crucial step in gaining the trust of the regulators and other stakeholders.

The trend of ML in managing financial risks in the future is more intertwined, where ML can work with other technology solutions, including Blockchain and Artificial intelligence. Such developments can open new possibilities for decentralized and effective risk management systems, making risk evaluations even more accurate, prompt, secure, and personal. Moreover, an ever-expanding amount of financial data will prove advantageous to the application of ML algorithms, as data diversity increases the potential of the model's accuracy. All in all, using ML for financial risk management aims to provide a more robust, adaptable, and individualistic orientation to risk analysis and control. Despite such factors as data privacy and interpretability of the models, an advantage comes with using ML. With the help of these technologies, financial institutions increase the possibility of accurately predicting risks and constantly improving with the help of new market conditions and satisfying customers' needs. Therefore, the future of financial risk management will be driven by the ongoing advancement of ML techniques, with the resultant multiplier effect on the efficacy of the financial sector.

REFERENCES

- [1] S. Nyati, "Transforming telematics in fleet management: Innovations in asset tracking, efficiency, and communication," *Int. J. Sci. Res.*, pp. 7(10), 1804–1810, 2018, [Online]. Available: <https://www.ijsr.net/getabstract.php?paperid=SR24203184230>
- [2] G. J. Krishna and V. Ravi, "Evolutionary computing applied to customer relationship management: A survey," *Eng. Appl. Artif. Intell.*, vol. 56, pp. 30–59, 2016, doi: 10.1016/j.engappai.2016.08.012.
- [3] S. Nyati, "Revolutionizing LTL carrier operations: A comprehensive analysis of an algorithm-driven pickup and

- delivery dispatching solution," *Int. J. Sci. Res.*, pp. 7(2), 1659–1666, 2018, [Online]. Available: <https://www.ijsr.net/getabstract.php?paperid=SR24203183637>
- [4] O. Tene and J. Polonetsky, *Big Data for All: Privacy and User Control in the Age of Analytics*, vol. 11, no. 5. 2013. [Online]. Available: <https://scholarlycommons.law.northwestern.edu/njtip/vol11/iss5/1>
- [5] S. Malek, "Deep neural network models for image classification and regression (Doctoral dissertation, University of Trento)," 2018.
- [6] J. Hagel and M. Singer, *Net worth: Shaping markets when customers make the rules*. 1999. [Online]. Available: Harvard Business Press
- [7] P. Carmona, F. Climent, and A. Momparler, "Predicting failure in the U.S. banking sector: An extreme gradient boosting approach," *Int. Rev. Econ. Financ.*, vol. 61, pp. 304–323, 2019, doi: 10.1016/j.iref.2018.03.008.
- [8] A. Fadlalla and C.-H. Lin, *An Analysis of the Applications of Neural Networks in Finance*. INFORMS, 2001. [Online]. Available: <http://www.jstor.org/stable/25062724>
- [9] A. Gill, "Developing A Real-Time Electronic Funds Transfer System For Credit Unions," *Int. J. Adv. Res. Eng. Technol.*, vol. 9, no. 1, pp. 162–184, 2018.
- [10] M. Stone and P. Laughlin, "How interactive marketing is changing in financial services," *J. Res. Interact. Mark.*, pp. 10 (4), pp. 338–356, 2016, doi: <https://doi.org/10.1108/JRIM-01-2016-0001>.
- [11] Y. Zuo, K. Yada, and A. B. M. S. Ali, "Prediction of Consumer Purchasing in a Grocery Store Using Machine Learning Techniques," *Proc. - Asia-Pacific World Congr. Comput. Sci. Eng. 2016 Asia-Pacific World Congr. Eng. 2016, APWC CSE/APWCE 2016*, pp. 18–25, 2016, doi: 10.1109/APWC-on-CSE.2016.015.
- [12] E. Angelini, G. di Tollo, and A. Roli, "A neural network approach for credit risk evaluation," *Q. Rev. Econ. Financ.*, vol. 48, no. 4, pp. 733–755, 2008, doi: 10.1016/j.qref.2007.04.001.
- [13] S. M. Focardi and C. Jonas, "Risk Management : Framework , Methods , and Practice," p. 35, 1998.
- [14] A. A. Ganin *et al.*, "Multicriteria Decision Framework for Cybersecurity Risk Assessment and Management," *Risk Anal.*, vol. 40, no. 1, pp. 183–199, 2020, doi: 10.1111/risa.12891.
- [15] C. Batini, C. Cappiello, C. Francalanci, and A. Maurino, "Methodologies for data quality assessment and improvement," *ACM Comput. Surv.*, vol. 41, no. 3, 2009, doi: 10.1145/1541880.1541883.
- [16] T. M. Oshiro, P. S. Perez, and J. A. Baranauskas, "How many trees in a random forest?," *Lect. Notes Comput. Sci. (including Subser. Lect. Notes Artif. Intell. Lect. Notes Bioinformatics)*, vol. 7376 LNAI, pp. 154–168, 2012, doi: 10.1007/978-3-642-31537-4_13.
- [17] R. J. Chapman, *Simple Tools and Techniques for Enterprise Risk Management*. 2011. doi: 10.1002/9781118467206.
- [18] X. Huang, H. Zhou, and H. Zhu, "A framework for assessing the systemic risk of major financial institutions," *J. Bank. Financ.*, vol. 33, no. 11, pp. 2036–2049, 2009, doi: 10.1016/j.jbankfin.2009.05.017.
- [19] M. Rubin, "Creating Customer-Oriented Companies," *Prism*, vol. 4, no. 4, pp. 5–27, 1997.